



PRESS RELEASE

Global News Media

T +39 06 8305 5699
ufficiostampa@enel.com
gnm@enel.com
enel.com

Investor Relations

T +39 06 8305 7975
investor.relations@enel.com
enel.com

ENEL PUBLISHES 2021 THIRD QUARTER AND NINE MONTHS GROUP OPERATING DATA REPORT

Rome, October 22nd, 2021 – Enel S.p.A. ("Enel") published its Quarterly Bulletin ("Report"), with the Group's operating data relating to the third quarter and nine months of 2021.

The Report, which is published ahead of the approval by the Enel Board of Directors and the disclosure of the performance and financial data contained in Enel's periodic financial reports, is aimed at further strengthening Enel's transparency towards the financial community, in line with best practices in the most advanced markets.

The Report attached to this press release is available to the public at Enel's registered office, on the Enel website (www.enel.com), and - together with this press release - through the authorised storage mechanism "eMarket Storage" (www.emarketstorage.com).

Nine months



Quarterly Bulletin

Quarterly bulletin

Operating data 9M 2021



Index

1. Global Power Generation



2. Global Infrastructure & Networks



3. Retail



4. Disclaimer

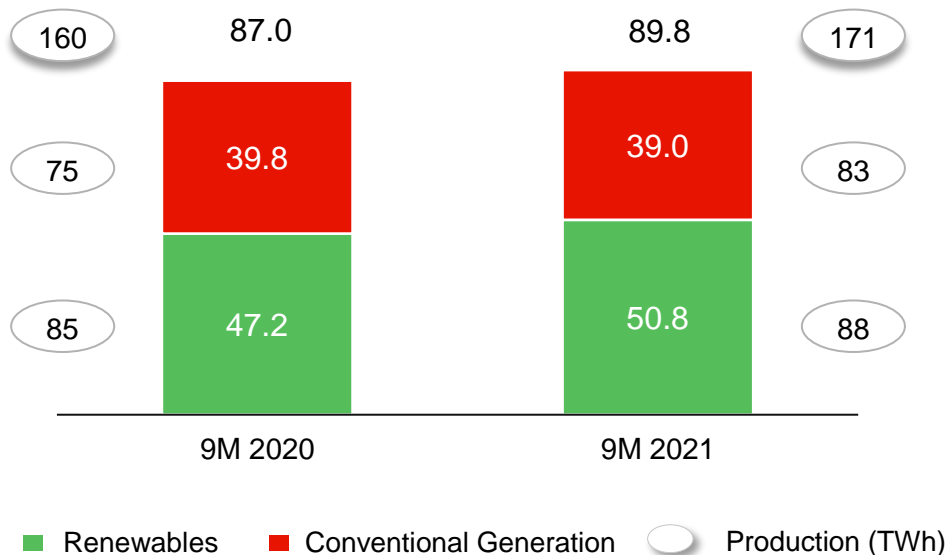


Global Power Generation

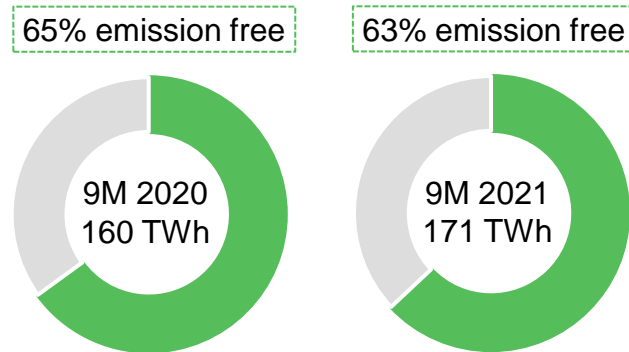
Operating data 9M 2021



Installed capacity (GW) and production evolution¹



Emission free share of production^{1,2}



1. Rounded figures. Includes capacity and production from renewable managed assets.
2. Considers nuclear + renewable (consolidated & managed).

Global Power Generation

Installed capacity & production at Group level



Installed capacity (MW)

Group	9M 2021	% Weight	9M 2020	% Weight	Δ yoy	2021 Add. Cap.
Hydro	27,834	32.2%	27,833	33.3%	0.0%	17
Wind	13,237	15.3%	11,301	13.5%	17.1%	930
Solar & Others	5,519	6.4%	3,641	4.4%	51.6%	1,620
Geothermal	914	1.1%	882	1.1%	3.6%	32
Total Renewables	47,504	54.9%	43,657	52.3%	8.8%	2,599
Nuclear	3,328	3.8%	3,318	4.0%	0.3%	-
Coal	8,893	10.3%	9,634	11.5%	-7.7%	1
CCGT	15,035	17.4%	15,004	18.0%	0.2%	26
Oil & Gas	11,715	13.5%	11,863	14.2%	-1.2%	5
Total Conventional Generation	38,970	45.1%	39,819	47.7%	-2.1%	32
Total consolidated capacity	86,475	100%	83,476	100%	3.6%	2,631
Managed capacity	3,335		3,554		-6.2%	
Total installed capacity	89,810		87,030		3.2%	

Production (GWh)

Group	9M 2021	% Weight	9M 2020	% Weight	Δ yoy	2021 Add. Cap.
Hydro	43,425	26.4%	46,608	30.6%	-6.8%	13,289
Wind	27,103	16.5%	21,942	14.4%	23.5%	9,158
Solar & Others	5,783	3.5%	4,429	2.9%	30.6%	2,136
Geothermal	4,541	2.8%	4,580	3.0%	-0.8%	1,521
Total Renewables	80,852	49.2%	77,560	50.9%	4.2%	26,104
Nuclear	19,895	12.1%	19,523	12.8%	1.9%	7,080
Coal	9,253	5.6%	9,292	6.1%	-0.4%	3,450
CCGT	37,475	22.8%	31,947	21.0%	17.3%	14,676
Oil & Gas	16,747	10.2%	14,099	9.3%	18.8%	7,093
Total Conventional Generation	83,370	50.8%	74,861	49.1%	11.4%	32,299
Total consolidated capacity	164,222	100%	152,421	100%	7.7%	58,403
Managed capacity	7,279		7,216		0.9%	
Total installed capacity	171,501		159,637		7.4%	

Global Power Generation

Consolidated capacity & production – Italy



Installed capacity (MW)	Italy	9M 2021	% Weight	9M 2020	% Weight	Δ yoy	2021 Add. Cap.
	Hydro	12,434	47.0%	12,408	45.7%	0.2%	17
	Wind	786	3.0%	772	2.8%	1.7%	14
	Solar & Others	28	0.1%	28	0.1%	-0.4%	-
	Geothermal	773	2.9%	769	2.8%	0.5%	4
	Total Renewables	14,021	53.0%	13,978	51.5%	0.3%	35
	Coal	5,583	21.1%	6,206	22.9%	-10.0%	-
	CCGT	4,593	17.4%	4,583	16.9%	0.2%	10
	Oil & Gas	2,253	8.5%	2,389	8.8%	-5.7%	5
	Total Conventional Generation	12,429	47.0%	13,178	48.5%	-5.7%	15
Total	26,450	100%	27,156	100%	-2.6%	50	

Production (GWh)	Italy	9M 2021	% Weight	9M 2020	% Weight	Δ yoy	Quarter prod.
	Hydro	13,479	39.1%	12,527	40.8%	7.6%	4,253
	Wind	940	2.7%	893	2.9%	5.2%	236
	Solar & Others	51	0.1%	46	0.2%	9.1%	19
	Geothermal	4,108	11.9%	4,201	13.7%	-2.2%	1,382
	Total Renewables	18,577	53.9%	17,668	57.6%	5.1%	5,890
	Coal	6,883	20.0%	6,110	19.9%	12.6%	2,868
	CCGT	8,609	25.0%	6,669	21.7%	29.1%	3,769
	Oil & Gas	382	1.1%	224	0.7%	70.4%	189
	Total Conventional Generation	15,874	46.1%	13,003	42.4%	22.1%	6,827
Total	34,451	100%	30,671	100%	12.3%	12,717	

Global Power Generation

Consolidated capacity & production – Iberia



Installed capacity (MW)	Iberia	9M 2021	% Weight	9M 2020	% Weight	Δ yoy	2021 Add. Cap.
	Hydro	4,743	21.9%	4,749	22.3%	-0.1%	-
	Wind	2,422	11.2%	2,377	11.1%	1.9%	-
	Solar & Others	625	2.9%	352	1.7%	77.6%	15
	Total Renewables	7,791	36.0%	7,478	35.0%	4.2%	15
	Nuclear	3,328	15.4%	3,318	15.5%	0.3%	-
	Coal	2,764	12.8%	2,764	13.0%	0.0%	-
	CCGT	5,445	25.1%	5,445	25.5%	0.0%	-
	Oil & Gas	2,333	10.8%	2,334	10.9%	0.0%	-
	Total Conventional Generation	13,870	64.0%	13,861	65.0%	0.1%	-
Total	21,661	100%	21,339	100%	1.5%	15	

Production (GWh)	Iberia	9M 2021	% Weight	9M 2020	% Weight	Δ yoy	Quarter prod.
	Hydro	4,864	11.4%	6,042	14.3%	-19.5%	1,161
	Wind	3,853	9.0%	3,481	8.3%	10.7%	870
	Solar & Others	806	1.9%	420	1.0%	91.8%	311
	Total Renewables	9,523	22.4%	9,943	23.6%	-4.2%	2,341
	Nuclear	19,895	46.7%	19,523	46.3%	1.9%	7,080
	Coal	461	1.1%	1,031	2.4%	-55.3%	31
	CCGT	9,736	22.9%	8,470	20.1%	14.9%	4,322
	Oil & Gas	2,965	7.0%	3,184	7.6%	-6.9%	1,213
	Total Conventional Generation	33,058	77.6%	32,208	76.4%	2.6%	12,647
Total	42,581	100%	42,150	100.0%	1.0%	14,988	

Global Power Generation

Consolidated capacity & production – Latin America



Installed capacity (MW)	Latin America	9M 2021	% Weight	9M 2020	% Weight	Δ yoy	2021 Add. Cap.
	Hydro	10,585	45.3%	10,580	48.5%	0.1%	-
	Wind	2,672	11.4%	1,876	8.6%	42.4%	543
	Solar & Others	2,659	11.4%	1,798	8.2%	47.9%	857
	Geothermal	69	0.3%	41	0.2%	69.0%	28
	Total Renewables	15,985	68.4%	14,294	65.5%	11.8%	1,428
	Coal	546	2.3%	664	3.0%	-17.8%	1
	CCGT	4,167	17.8%	4,168	19.1%	0.0%	-
	Oil & Gas	2,682	11.5%	2,693	12.3%	-0.4%	-
	Total Conventional Generation	7,395	31.6%	7,525	34.5%	-1.7%	1
Total	23,380	100.0%	21,820	100%	7.2%	1,429	

Production (GWh)	Latin America	9M 2021	% Weight	9M 2020	% Weight	Δ yoy	Quarter prod.
	Hydro	24,909	46.9%	27,868	54.4%	-10.6%	7,786
	Wind	7,033	13.2%	4,548	8.9%	54.6%	3,028
	Solar & Others	2,362	4.4%	2,117	4.1%	11.6%	828
	Geothermal	214	0.4%	160	0.3%	33.5%	81
	Total Renewables	34,518	65.0%	34,694	67.7%	-0.5%	11,724
	Coal	1,909	3.6%	2,150	4.2%	-11.2%	550
	CCGT	14,894	28.1%	13,134	25.6%	13.4%	5,387
	Oil & Gas	1,771	3.3%	1,230	2.4%	43.9%	745
	Total Conventional Generation	18,574	35.0%	16,515	32.3%	12.5%	6,682
Total	53,092	100.0%	51,208	100.0%	3.7%	18,406	

Global Power Generation

Consolidated capacity & production – Rest of Europe



Installed capacity (MW)	Rest of Europe	9M 2021	% Weight	9M 2020	% Weight	Δ yoy	2021 Add. Cap.
	Hydro	19	0.3%	19	0.3%	0.0%	-
	Wind	957	15.0%	909	14.4%	5.3%	-
	Solar & Others	130	2.0%	123	2.0%	5.3%	6
	Total Renewables	1,105	17.3%	1,051	16.7%	5.2%	6
	CCGT	829	13.0%	809	12.8%	2.6%	16
	Oil & Gas	4,447	69.7%	4,447	70.5%	0.0%	-
	Total Conventional Generation	5,276	82.7%	5,255	83.3%	0.4%	16
	Total	6,382	100%	6,306	100%	1.2%	22

Production (GWh)	Rest of Europe	9M 2021	% Weight	9M 2020	% Weight	Δ yoy	Quarter prod.
	Hydro	27	0.2%	18	0.1%	54.0%	-0
	Wind	1,552	8.8%	1,616	10.8%	-3.9%	518
	Solar & Others	144	0.8%	137	0.9%	5.1%	57
	Total Renewables	1,723	9.8%	1,771	11.9%	-2.7%	576
	CCGT	4,236	24.1%	3,674	24.6%	15.3%	1,198
	Oil & Gas	11,628	66.1%	9,461	63.5%	22.9%	4,945
	Total Conventional Generation	15,865	90.2%	13,135	88.1%	20.8%	6,143
	Total	17,588	100%	14,906	100%	18.0%	6,719

Global Power Generation

Consolidated capacity & production – Rest of the World



Installed capacity (MW)

North America	9M 2021	% Weight	9M 2020	% Weight	Δ yoy	2021 Add. Cap.
Hydro	53	0.7%	77	1.3%	-31.9%	-
Wind	5,589	78.5%	4,854	81.6%	15.1%	81
Solar & Others	1,410	19.8%	948	15.9%	48.8%	465
Geothermal	72	1.0%	72	1.2%	0.0%	-
Total	7,123	100%	5,951	100%	19.7%	546

Africa, Asia & Oceania	9M 2021	% Weight	9M 2020	% Weight	Δ yoy	2021 Add. Cap.
Wind	812	54.9%	513	56.7%	58.3%	293
Solar & Others	667	45.1%	392	43.3%	70.3%	275
Total	1,479	100%	905	100%	63.4%	568

Production (GWh)

North America	9M 2021	% Weight	9M 2020	% Weight	Δ yoy	Quarter prod.
Hydro	145	1.0%	154	1.2%	-5.4%	89
Wind	12,658	86.2%	10,732	86.8%	17.9%	4,017
Solar & Others	1,655	11.3%	1,261	10.2%	31.2%	717
Geothermal	220	1.5%	218	2%	0.6%	58
Total	14,678	100%	12,364	100%	18.7%	4,881

Africa, Asia & Oceania	9M 2021	% Weight	9M 2020	% Weight	Δ yoy	Quarter prod.
Wind	1,067	58.2%	673	60.0%	58.7%	488
Solar & Others	766	41.8%	448	40.0%	71.1%	204
Total	1,833	100%	1,120	100%	63.6%	692

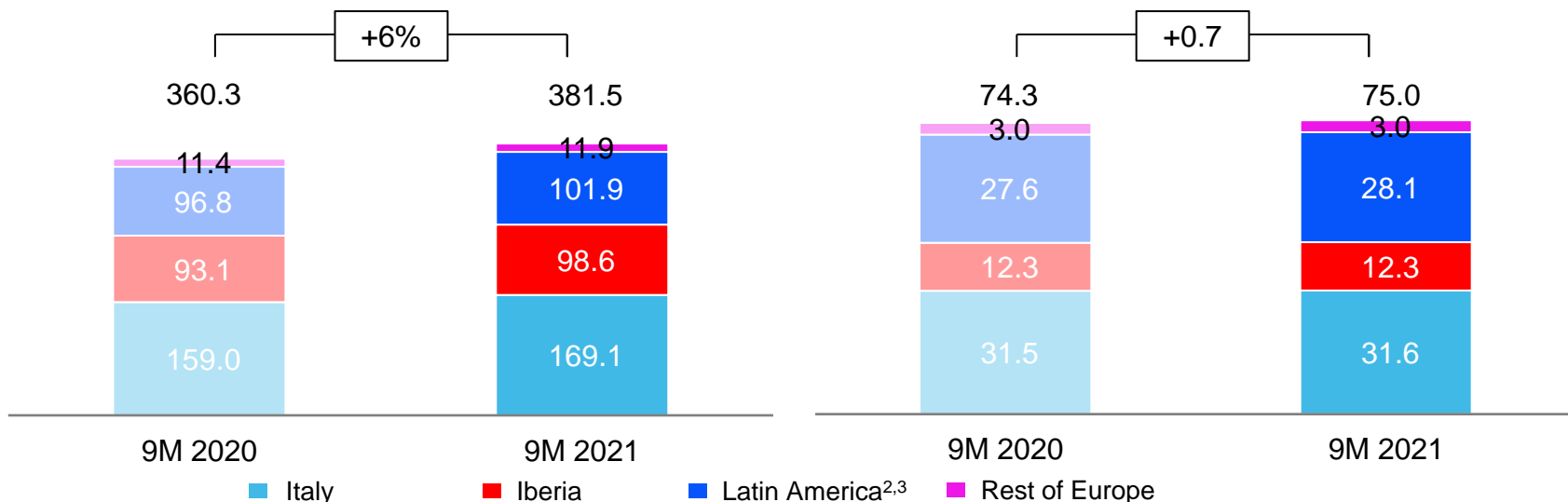
Global Infrastructure & Networks

Operating data 9M 2021



Electricity distributed (TWh)¹

End users (mn)¹



1. 2020 restated figures.

2. Latin America breakdown – 9M 2021: Argentina 12.6 TWh, Brazil: 60 TWh, Chile: 12.4 TWh, Colombia: 10.8 TWh and Peru: 6.1 TWh. 9M 2020: Argentina: 12.1 TWh, Brazil: 57.1 TWh, Chile: 11.8 TWh, Colombia: 10.2 TWh and Peru: 5.6 TWh.

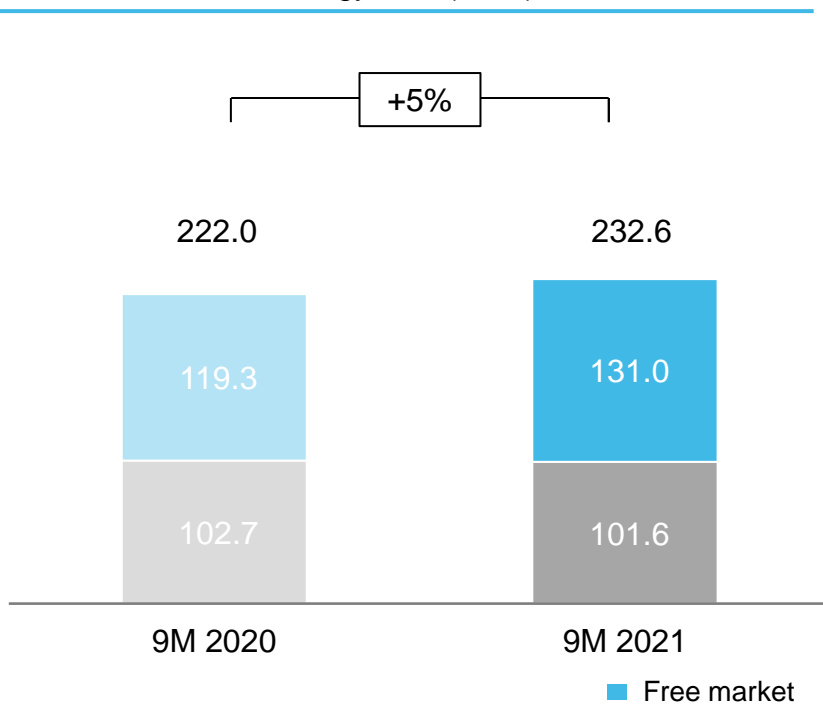
3. Latin America breakdown – 9M 2021: Argentina 2.5 mn, Brazil: 18.3 mn, Chile: 2.0 mn, Colombia: 3.7 mn and Peru: 1.5 mn. 9M 2020: Argentina: 2.5 mn, Brazil: 18.1 mn, Chile: 2.0 mn, Colombia: 3.6 mn and Peru: 1.4 mn.

Retail at Group level

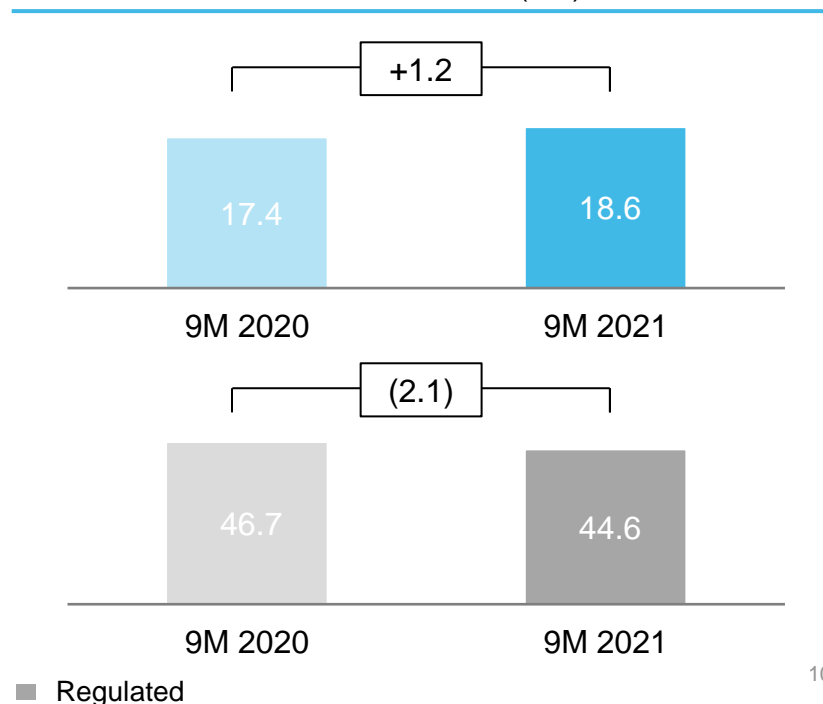
Operating data 9M 2021



Energy sold (TWh)



Power customers (mn)



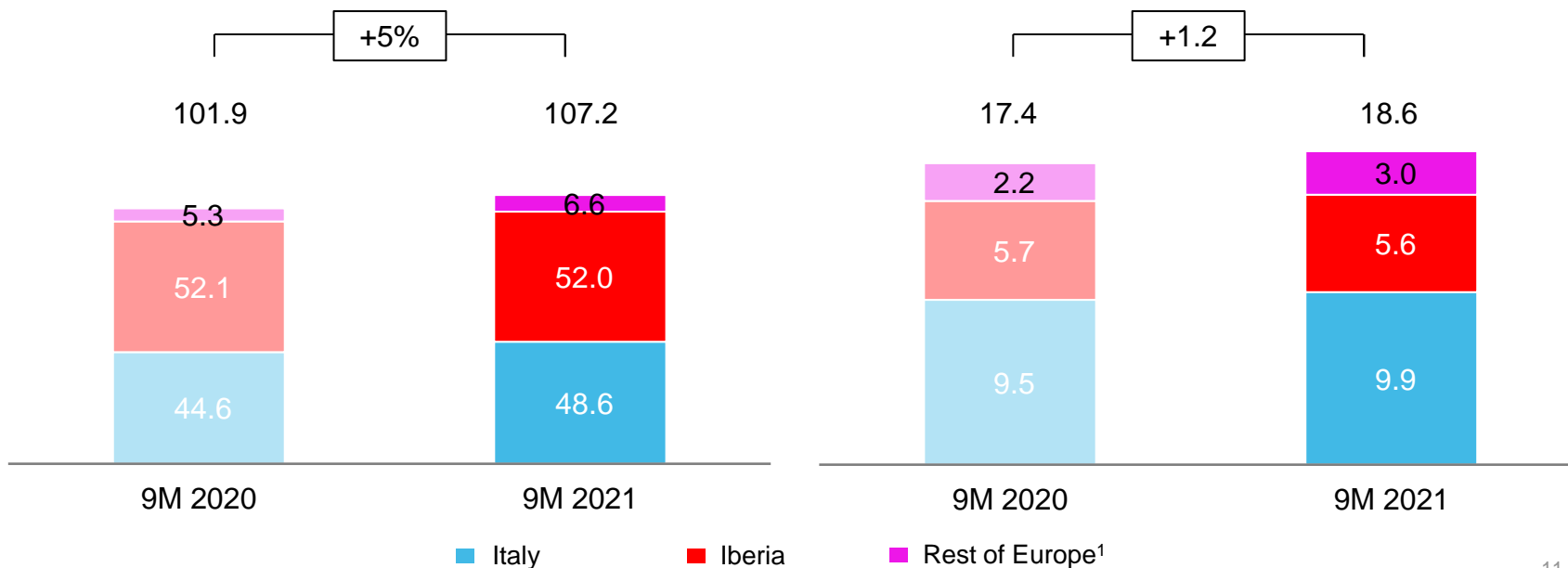
Retail – Free power markets, Europe

Operating data 9M 2021



Energy sold (TWh)

Power customers (mn)



1. Market liberalization in Romania in 2021.

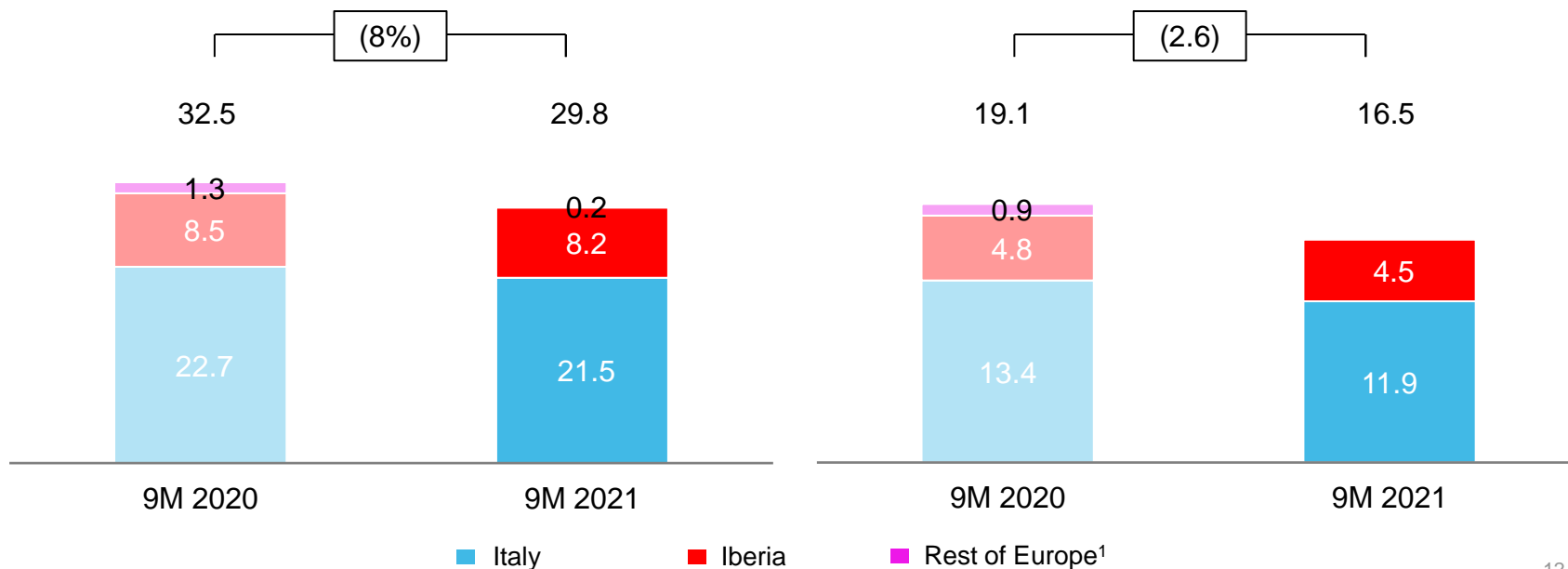
Retail – Regulated power markets, Europe

Operating data 9M 2021



Energy sold (TWh)

Power customers (mn)



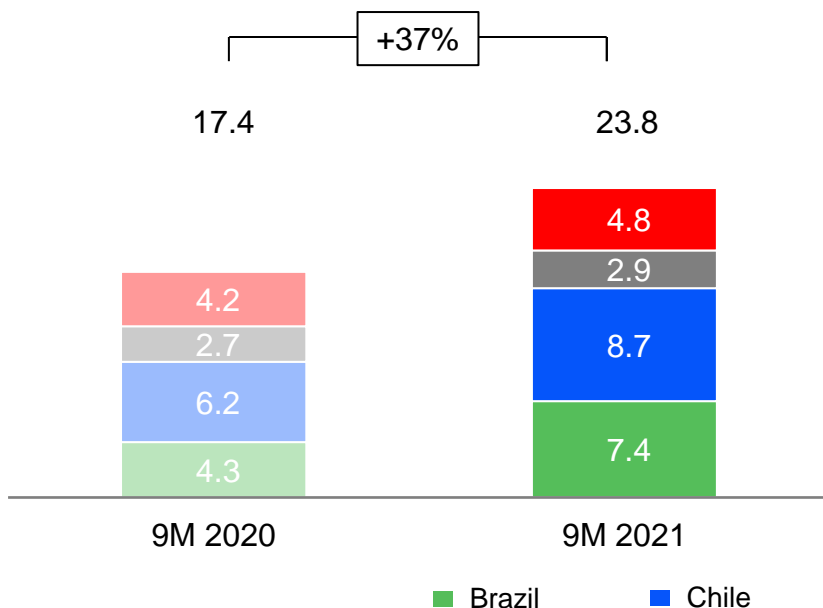
1. Market liberalization in Romania in 2021.

Retail – Free power markets, Latin America

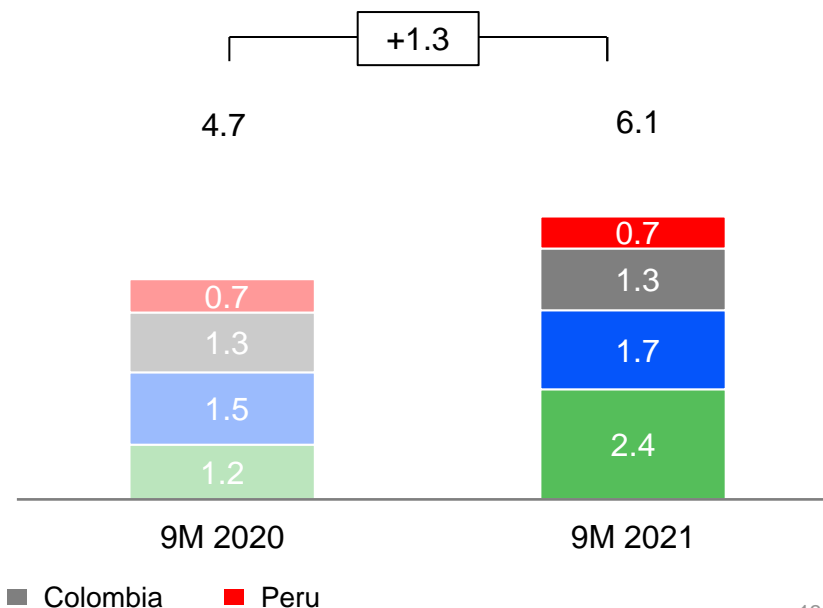
Operating data 9M 2021



Energy sold (TWh)



Power customers (000')



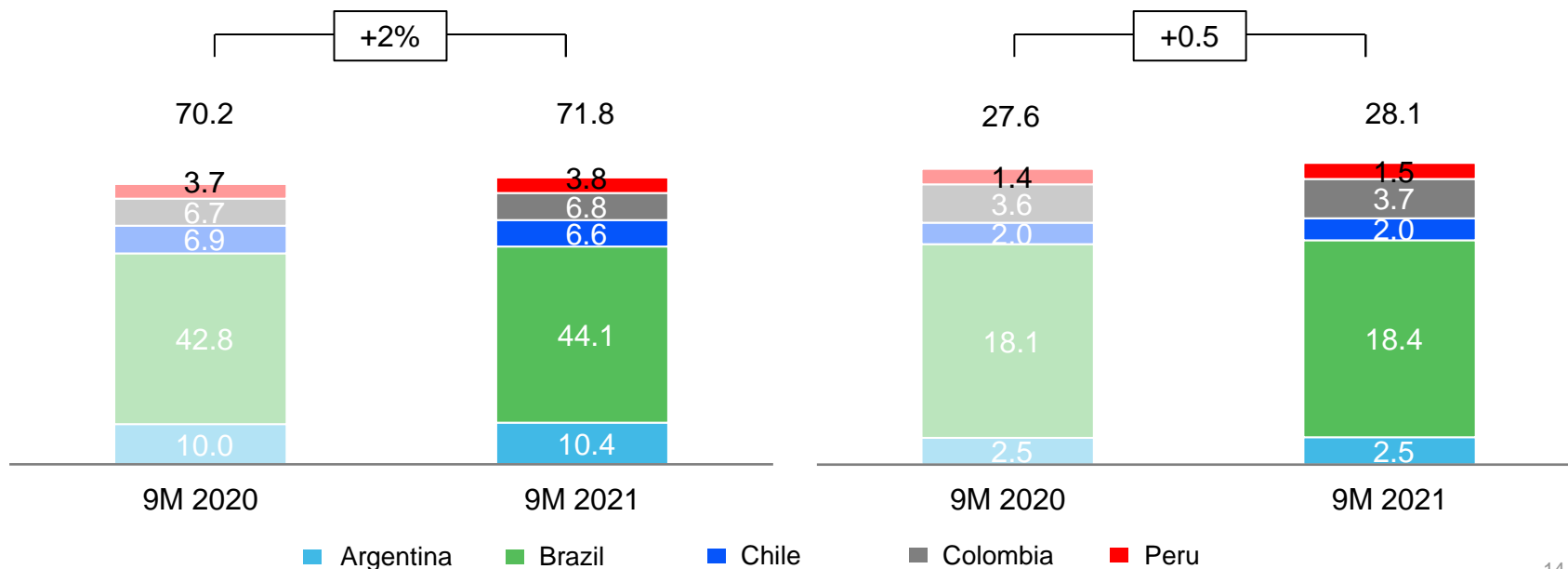
Retail – Regulated power markets, Latin America

Operating data 9M 2021



Energy sold (TWh)

Power customers (mn)

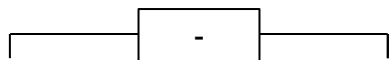


Retail – Gas market

Operating data 9M 2021



Gas sold (bmc)¹

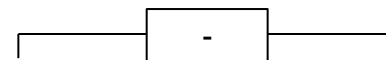


9M 2020



9M 2021

Gas customers (mn)²



9M 2020



9M 2021

1. 9M 2021: Italy: 2.8 bmc, Iberia: 3.7 bmc, Rest of Europe 0.10 bmc, Latin America 0.12 bmc; 9M 2020: Italy: 3.1 bmc, Iberia: 3.5 bmc, Rest of Europe 0.07 bmc, Latin America 0.12 bmc.

2. 9M 2021: Italy: 4.1 mn, Iberia: 1.7 mn, Rest of Europe 0.10 mn; 9M 2020: Italy: 4.1 mn, Iberia: 1.7 mn, Rest of Europe 0.05 mn.

Disclaimer



The information contained in this presentation does not purport to be comprehensive and has not been independently verified by any independent third party.

This presentation does not constitute a recommendation regarding the securities of the Company. This presentation does not contain an offer to sell or a solicitation of any offer to buy any securities issued by Enel S.p.A. or any of its subsidiaries.

Quarterly bulletin 9M 2021

Contact us



Monica Girardi

Head of Group Investor Relations

Investor Relations team

Federico Baroncelli

Serena Carioti

Federica Dori

Matteo Marengon

Federica Pozzi

Fabrizio Ragnacci

Noemi Tomassi

Emanuele Toppi

Contacts

Email investor.relations@enel.com

Phone +39 06 8305 7975

Investor Relations App

iOS

Android



Channels



Website
Enel.com